


ResMed Ultra Mirage Nasal Interface Sizing Gauge

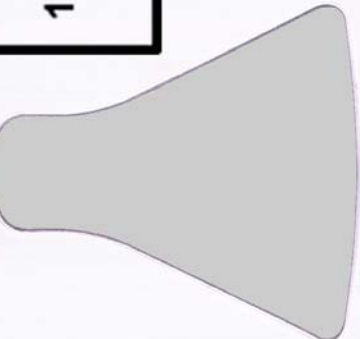
STANDARD



ALIGN WITH
BOTTOM OF NOSE

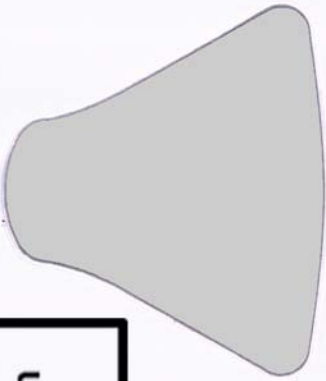
LARGE

1 inch




ALIGN WITH
BOTTOM OF NOSE

SHALLOW




ALIGN WITH
BOTTOM OF NOSE

SHALLOW-WIDE



ALIGN WITH
BOTTOM OF NOSE

Follow these two steps to choose the correct size:



- 1** Check the nostril width for clearance.
- 2** Check the nasal bridge width for clearance.

Ultra
MIRAGE™ Nasal Mask

FITTING TEMPLATE

RESMED

Customer Service | 1-800-424-0737 (US only)
www.resmed.com

Ultra Mirage and Mirage are trademarks of ResMed Ltd. © 2003 ResMed Ltd.

INSTRUCTIONS:

1. Print out
2. Measure inch marker to verify scale
3. Cut out grey areas
4. Choose size based on instruction printed on gauge